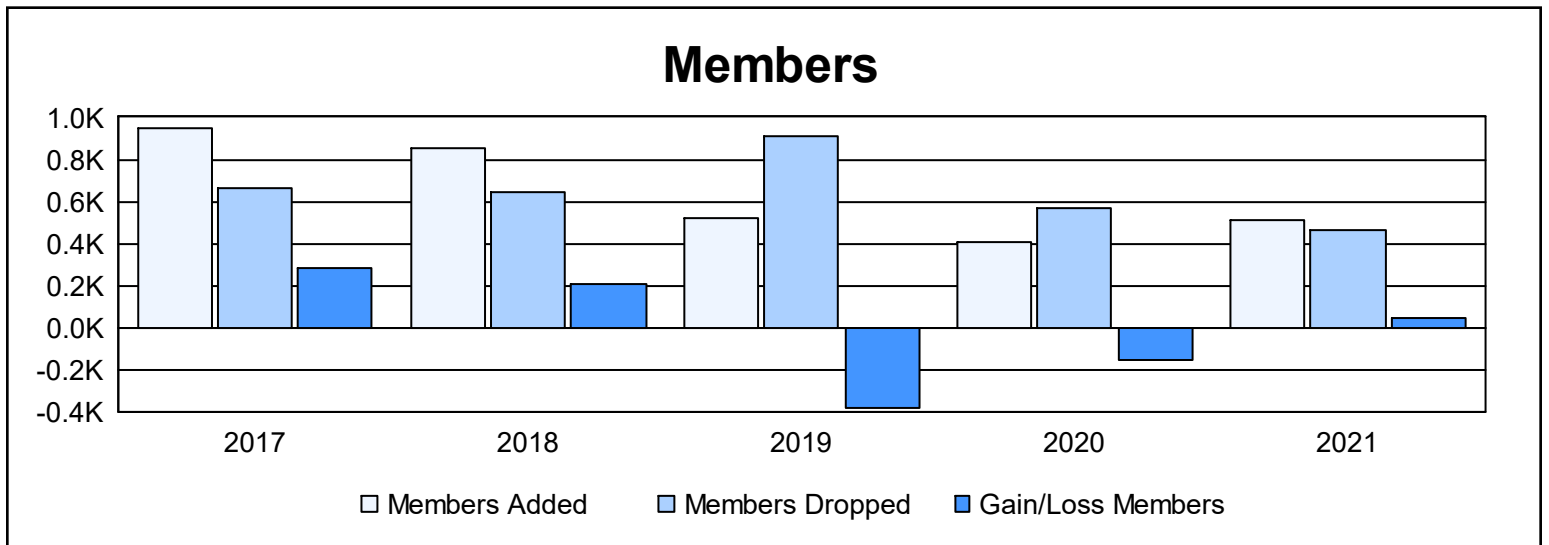
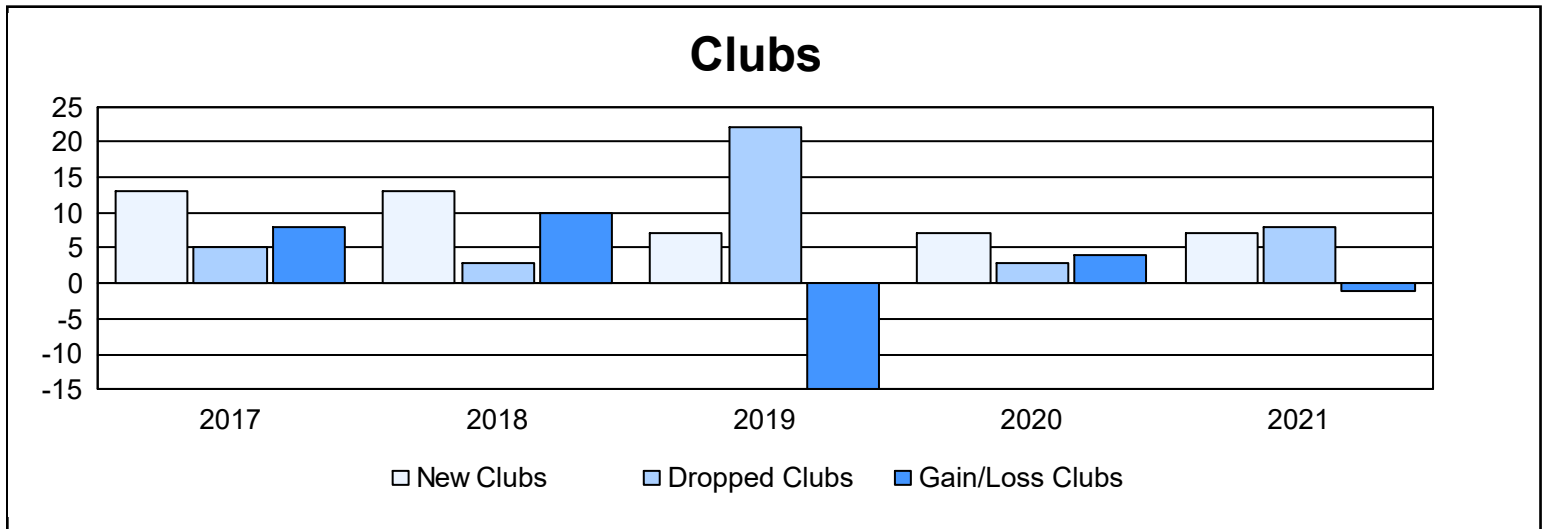
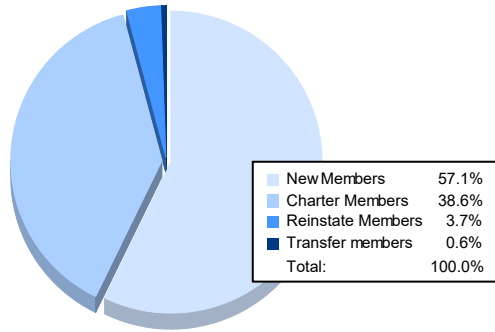


Year	New Clubs	Dropped Clubs	Gain/ Loss Clubs	New Members	Charter Members	Reinstate Members	Transfer Members	Total Member Added	Total Members Dropped	Gain/ Loss Members
2016-2017	13	5	8	564	346	37	4	951	666	285
2017-2018	13	3	10	405	377	37	33	852	642	210
2018-2019	7	22	-15	339	161	6	13	519	905	-386
2019-2020	7	3	4	204	189	10	6	409	566	-157
2020-2021	7	8	-1	294	199	19	3	515	466	49
<b>Average</b>	<b>9</b>	<b>8</b>	<b>1</b>	<b>361</b>	<b>254</b>	<b>22</b>	<b>12</b>	<b>649</b>	<b>649</b>	<b>0</b>



### Membership Composition June 2021 Cumulative



### Gender Composition June 2021 Cumulative

